K. KARGIOTIS & CO L.P. | FOTKA L.P.
INDUSTRIAL AREA OF THESSALONIKI, SINDOS, OT48A, 57022, THESSALONIKI
tel. +30 2310 305572 - info@fotka.gr - www.fotka.gr

Edition **11/2026**

Class II

EMPTY FLUSH-MOUNTED PLASTIC DISTRIBUTION BOARD FOR ELECTRICAL USE - INSTRUCTIONS

Description and Technical Specifications
This product is an empty flush-mounted plastic distribution board for indoor electrical applications up to 400 V.
The technical specifications of the products by code are detailed below:

For conventional masonry:
- Code 701: 12 modules – Class II, Dimensions: 224 mm (H), 314 mm (W), 85 mm (D), Rated voltage (V): 400, IP40
- Code 702: 24 modules – Class II, Dimensions: 381 mm (H), 314 mm (W), 85 mm (D), Rated voltage (V): 400, IP40
- Code 703: 36 modules – Class II, Dimensions: 516 mm (H), 314 mm (W), 85 mm (D), Rated voltage (V): 400, IP40
- Code 713: 48 modules – Class II, Dimensions: 525 mm (H), 374 mm (W), 85 mm (D), Rated voltage (V): 400, IP40

For drywall:
- Code 701-1: 12 modules – Class II, Dimensions: 224 mm (H), 314 mm (W), 85 mm (D), Rated voltage (V): 400, IP40
- Code 702-1: 24 modules – Class II, Dimensions: 381 mm (H), 314 mm (W), 85 mm (D), Rated voltage (V): 400, IP40
- Code 703-1: 36 modules – Class II, Dimensions: 516 mm (H), 314 mm (W), 85 mm (D), Rated voltage (V): 400, IP40
- Code 713-1: 48 modules – Class II, Dimensions: 525 mm (H), 374 mm (W), 85 mm (D), Rated voltage (V): 400, IP40

FOTKA distribution boards are supplied with special plastic gap covers to provide IP40 protection.
The heat dissipation capacity is approximately 3.5 W/m²°C.
The maximum permitted load on each DIN rail is 1 kg.
The enclosure has an impact protection rating of IK04.
The distribution board is intended for installation and use indoors, under normal environmental conditions, with an ambient temperature range of −5°C to +40°C and relative humidity ranging from 5% to 95%.
The busbars (terminal blocks) used in the manufacture of these products comply with the requirements of standard **EN 60999-1:2000**. These busbars accept:
1. Rigid (solid or stranded) conductors only.
2. Cables with cross-sections ranging from 1.5 mm² to 16 mm².

For the yellow self-extinguishing boxes HF required for plasterboard installation, the following additional requirements apply:
The plastic parts of the distribution board comply with the requirements of standard EN IEC 62208:2023 regarding resistance to abnormal heat and fire, in accordance with the Glow-Wire Test.
The test temperatures are as follows:
- 850°C: Flush-mounted enclosure of the distribution board
- 960°C: Insulating parts that hold live components in position
- 650°C: All other plastic parts of the distribution board

Safety Notices – Explanation of Symbols
⚠ After completing the installation of the distribution board and fitting the front cover, any gaps must be covered with the special plastic covers supplied with the product, providing the distribution board with IP40 protection.
⚠ All electrical distribution boards are strictly intended for use in indoor electrical installations.

Safety Instructions
⚠ Warning: Failure to follow the instructions in this leaflet may result in injury, death or damage caused by the distribution board.
CE Compliance: The product complies with the applicable European directives concerning its safe use.
Protection against electric shock: Double or reinforced insulation is provided, without requiring a protective earth connection.
Class II

Read this instruction leaflet carefully.
All the above information stated on the CE label is based on **IEC 62208:2023** and **EN 62208**.

INSTALLATION INSTRUCTIONS →

Installation

Follow the instructions below for correct installation of the distribution board:

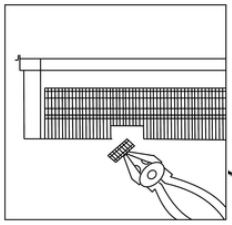

Συρταρωτό κάλυμμα για εύκολη εισαγωγή των καλωδίων

Removable cover for easier cable insertion

2cm κενό πίσω από τις ράγες για το πέρασμα των καλωδίων

Space 2cm for cable passing

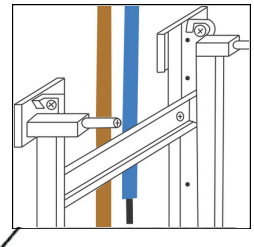

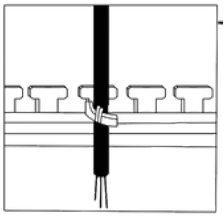

Συγκράτηση καλωδίων

Cable clamp

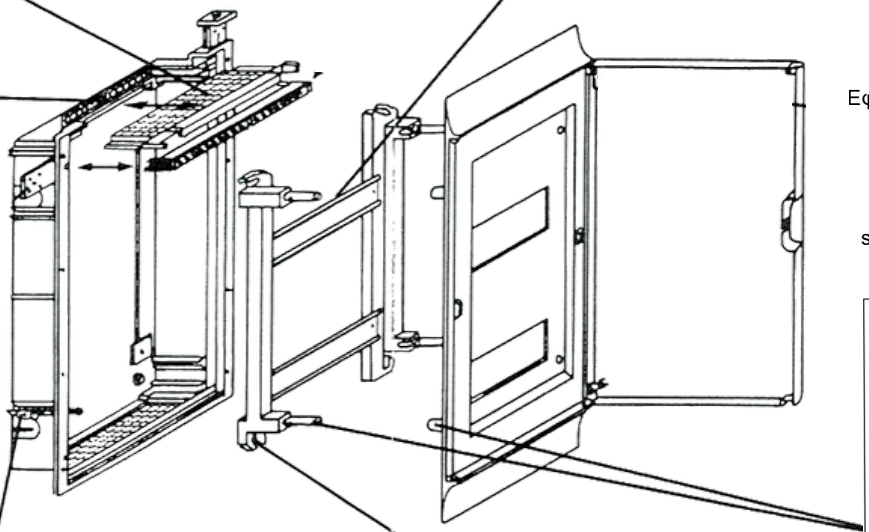

Εφαρμογή μετόπης με ελαφρύ σφίξιμο της βίδας για τέλεια εφαρμογή στον τοίχο

Frame installation with light screw tightening for a perfect fit against the wall

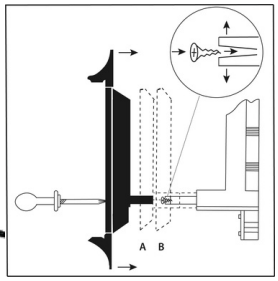

Τοποθέτηση σε γυψοσανίδα Προσοχή, απαιτείται κίτρινο αυτοσβηνόμενο κιβώτιο!

Box installment in hollow walls. Attention: a yellow self-extinguishing box is required!

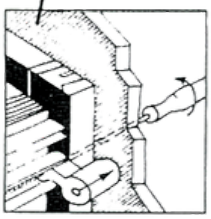

Αλφάδιασμα πρόσοψης πίνακα (+/- 2°)

Levelling of distribution board's facade. Rotation (+/- 2°)

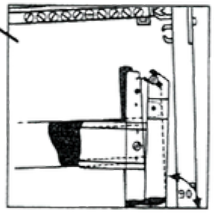

IN CASE OF DRYWALL

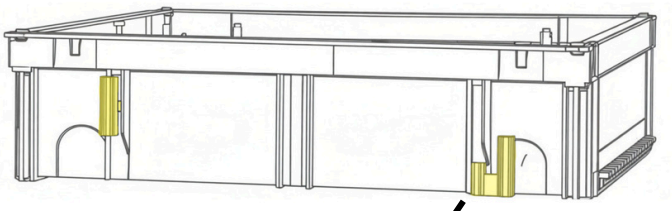

Recess depth: 8,5cm

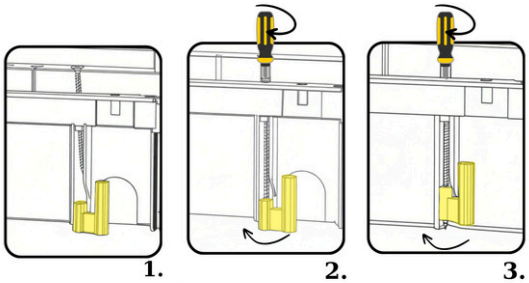

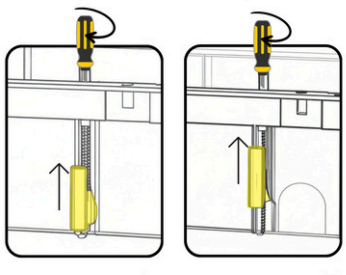

Drywall cut-out dimensions

